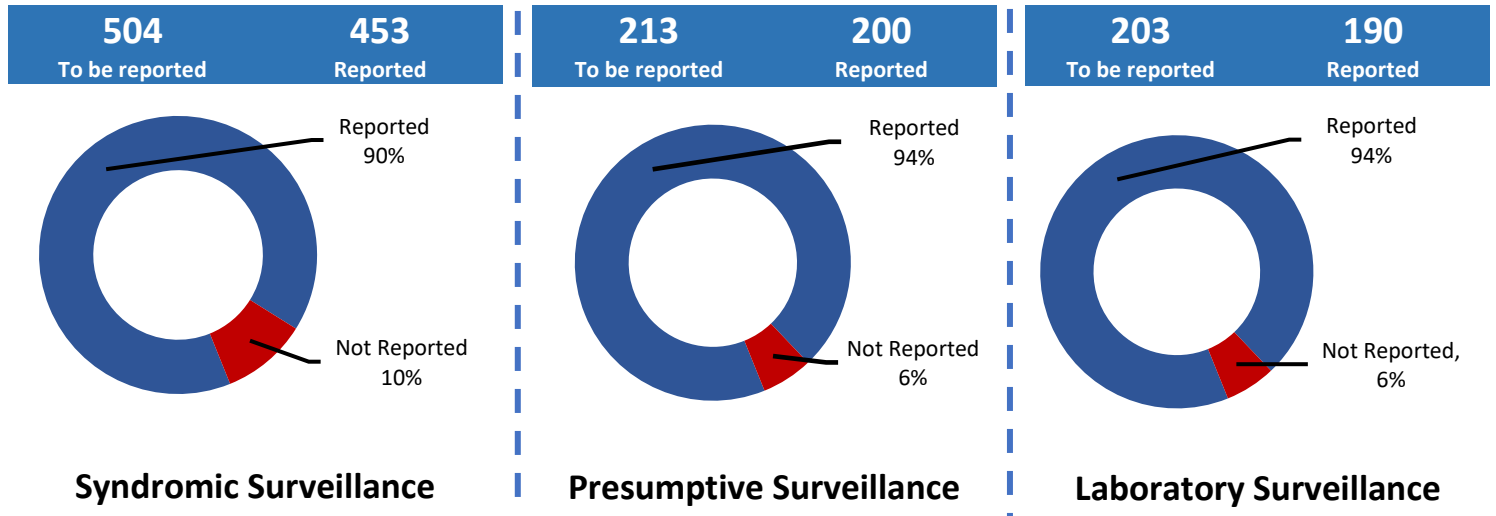


Monthly Bulletin

Reporting period: 1st Sep 2024 to 30th Sep 2024
 Integrated Health Information Platform (IHIP)

1. Reporting Status of the Health Facilities, Meghalaya



Top 3 districts in data consistency and case reporting

District	S-Form	P-Form	L-Form	Case Reporting	Total Score
East Khasi Hills	99.6%	98.4%	99.6%	90.5%	97.0%
East Jaintia Hills	95.3%	98.8%	96.0%	75.5%	91.4%
South West Garo Hills	91.8%	98.9%	94.9%	75.0%	90.1%

Bottom 3 districts in data consistency and case reporting

District	S-Form	P-Form	L-Form	Case Reporting	Total Score
West Garo Hills	81.2%	85.6%	81.6%	62.0%	77.6%
West Jaintia Hills	83.2%	92.0%	92.9%	63.0%	82.8%
Eastern West Khasi Hills	87.0%	90.1%	88.2%	75.5%	85.2%

2. IDSP Outbreak Summary, Meghalaya

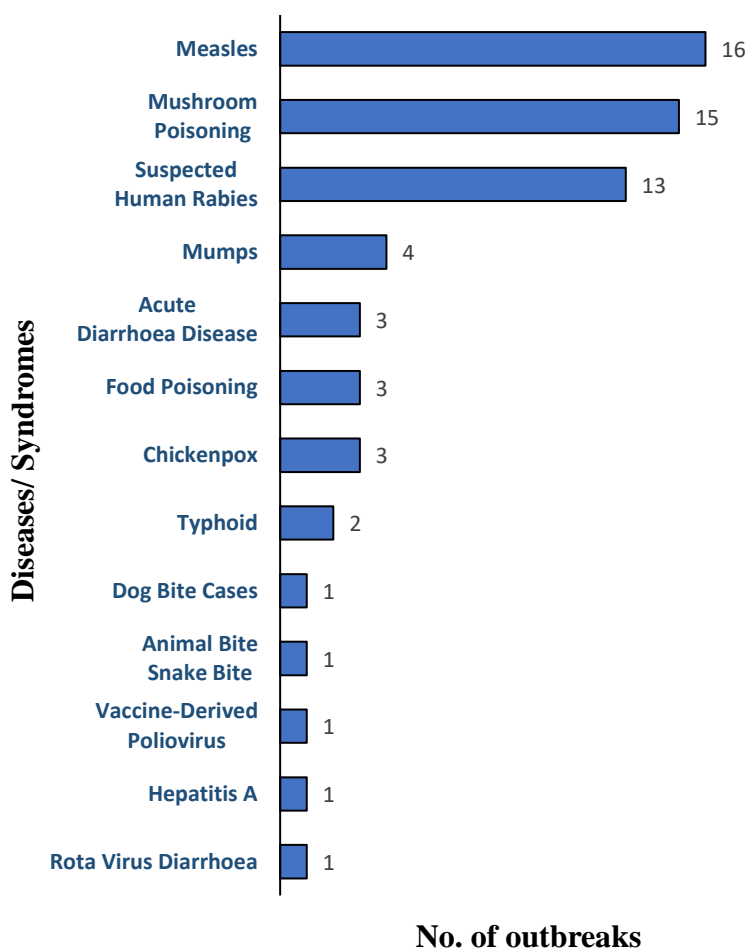
Period:
01st Jan – 30th Sep 2024

89
Event Alerts

11
Ongoing outbreaks

64
Outbreaks

Disease wise outbreak status, 2024.



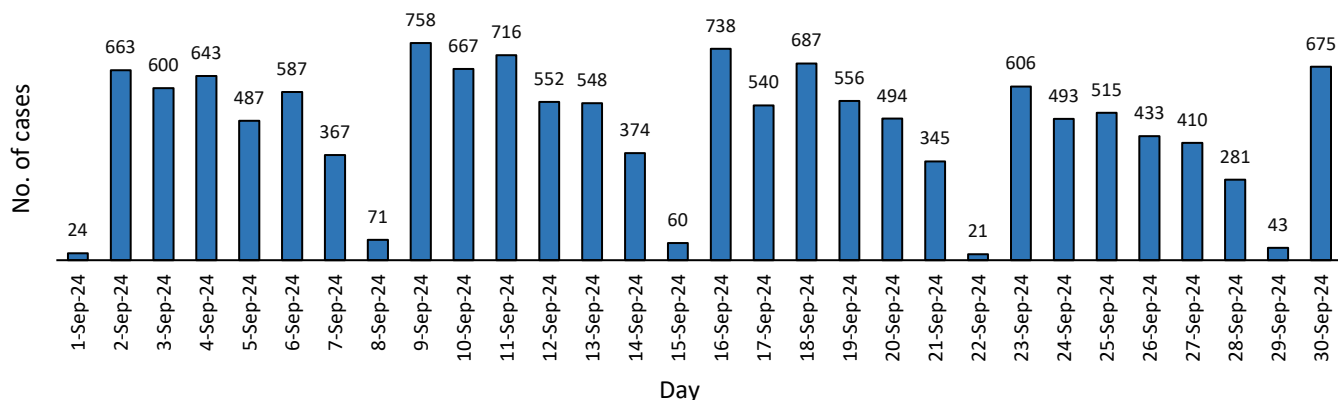
District name	No. of outbreaks reported
Meghalaya	64
Eastern West Khasi Hills	5
East Garo Hills	2
East Jaintia Hills	5
East Khasi Hills	22
North Garo Hills	0
Ri-Bhoi	3
South Garo Hills	0
South West Garo Hills	0
South West Khasi Hills	3
West Garo Hills	4
West Jaintia Hills	14
West Khasi Hills	6

Recommendation:

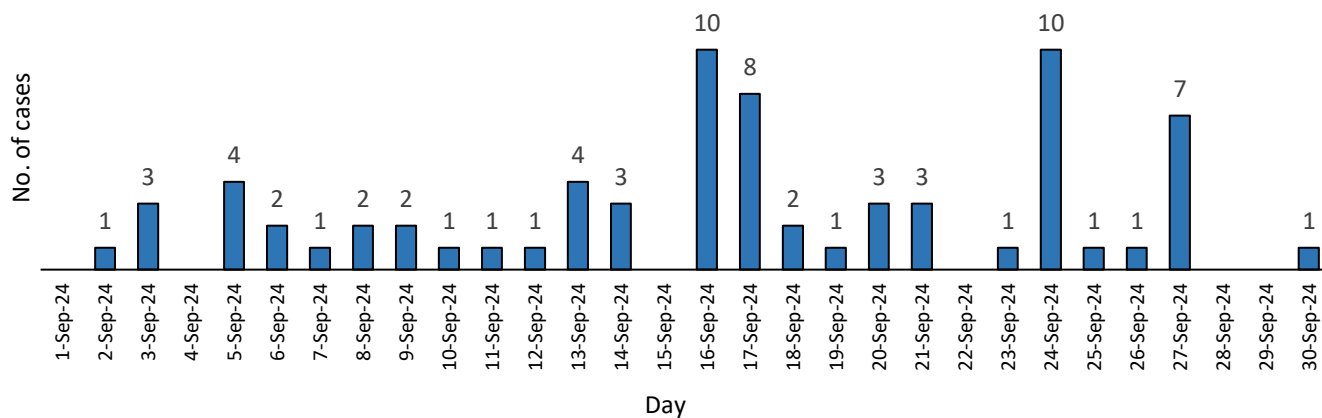
1. Strengthen surveillance by improving the quality of reporting from reporting units, identifying early warning signals, and assessing the potential for disease outbreaks, especially in districts with no reported outbreaks.

3. Influenza Surveillance

Day - wise ILI/ARI cases reported during Sep 2024, Meghalaya



Day - wise SARI cases reported during Sep 2024, Meghalaya



Month	No. of sample tested	H1N1	H3N2	COVID-19
July-24	51	0	0	0
August-24	78	0	0	0
September-24	71	6	22	0

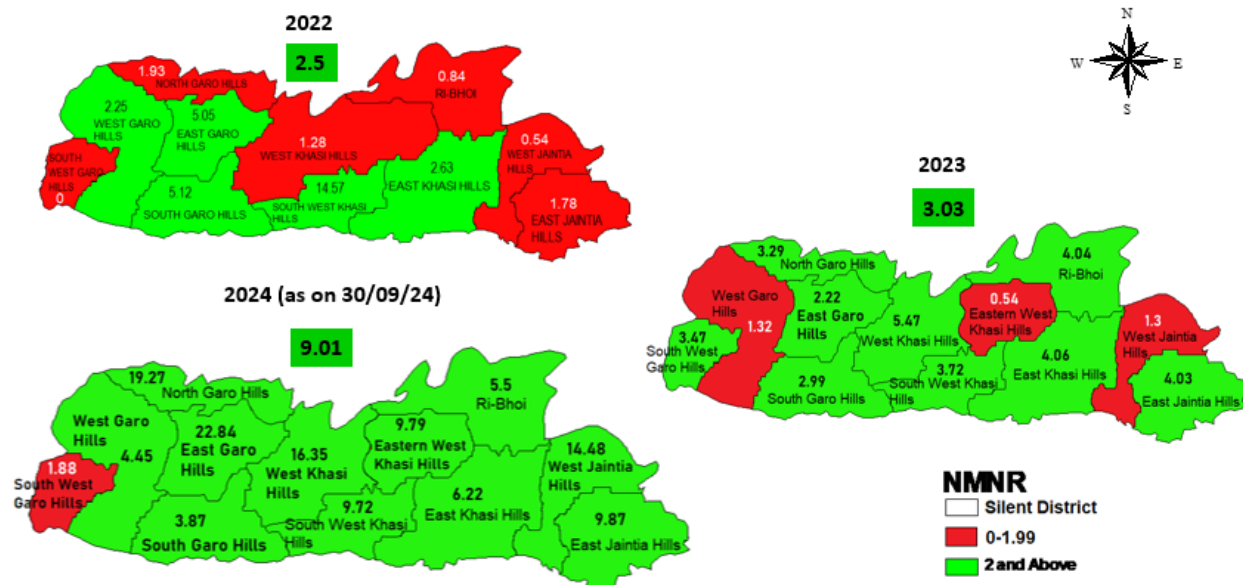
4. Vaccine Preventable Diseases (VPD) Surveillance

4.1 Fever with Rash Surveillance (Measles & Rubella), Data as on 30/09/2024

Total Lab confirmed outbreak: 16 (EKH-8, WJH-3, SWKH-2, WGH=1, WKH=1, EWKH=1)

District Name	Total FR	Measles Cases			Total Measles Positive	Rubella Cases			Negative Cases	No. of cases pending for classification	NMNR Rate
		Lab Confirmed	Epi-linked	Clinically Compatible		Rubella	Epi-linked	Total Rubella Positive			
EAST GARO HILLS	42	2	0	2	4	0	0	0	34	4	22.84
EAST JAINTIA HILLS	23	5	0	3	8	1	0	1	14	0	9.87
EAST KHASI HILL	129	46	14	10	70	0	0	0	48	11	6.22
EASTERN WEST KHASI HILLS	34	18	0	0	18	0	0	0	14	2	9.79
NORTH GARO HILLS	37	0	0	0	0	1	0	1	33	3	19.27
RI-BHOI	33	15	2	0	17	0	0	0	14	1	5.5
SOUTH GARO HILLS	5	0	0	0	0	0	0	0	5	0	3.87
SOUTH WEST GARO HILLS	11	1	0	5	6	1	0	1	3	1	1.88
SOUTH WEST KHASI HILLS	33	20	2	0	22	0	0	0	10	1	9.72
WEST GARO HILLS	30	8	0	0	8	0	0	0	20	2	4.45
WEST JAINTIA HILLS	74	21	0	6	27	2	0	2	41	4	14.48
WEST KHASI HILL	66	36	0	2	38	0	0	0	27	1	16.35
State Total	517	172	18	28	218	5	0	5	263	30	9.01

Non-measles non rubella rate: Meghalaya 2022, 2023 & 2024*

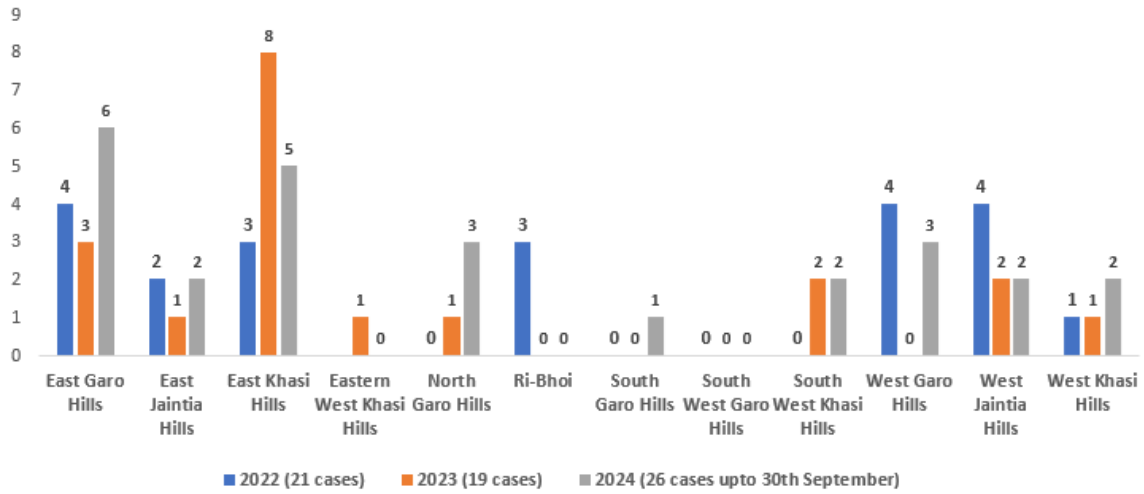


Recommendations:

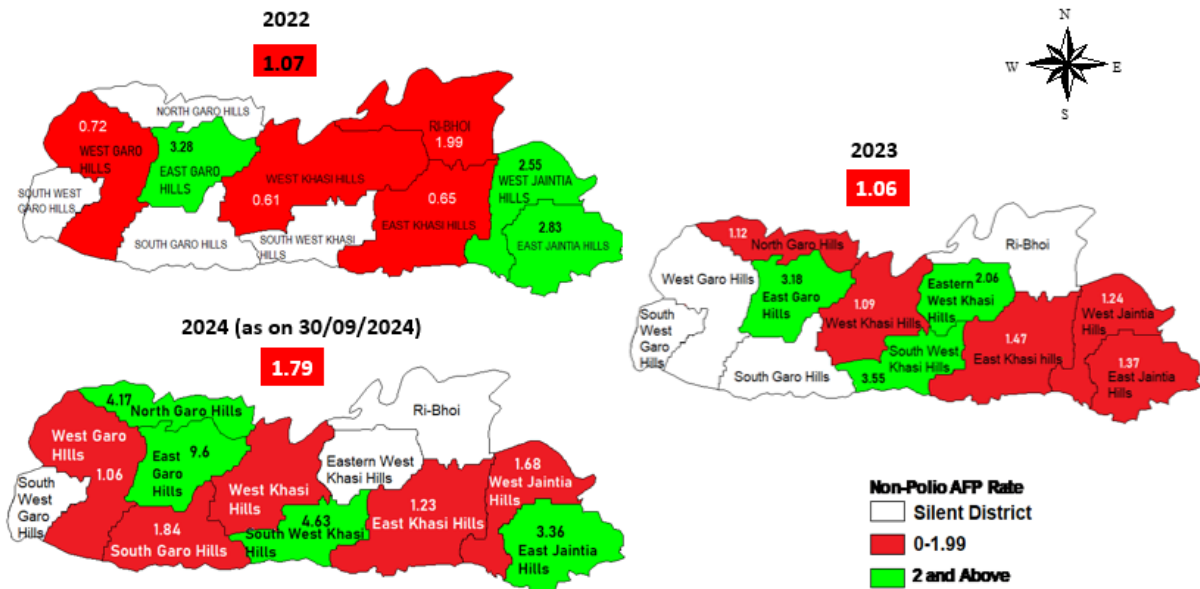
1. Strengthening fever with rash surveillance in all districts
2. Active cases search in the community to identify more cases after an outbreak
3. Outbreak response immunization following lab confirmed outbreak (Additional MR vaccine dose and Vitamin A supplementation) as per the Govt of India guidelines
4. Achieving 95% coverage of MR 1 & 2 vaccine for all eligible children

4.2 Acute Flaccid Paralysis (AFP) Surveillance, Data as on 30/09/2024

AFP REPORTING

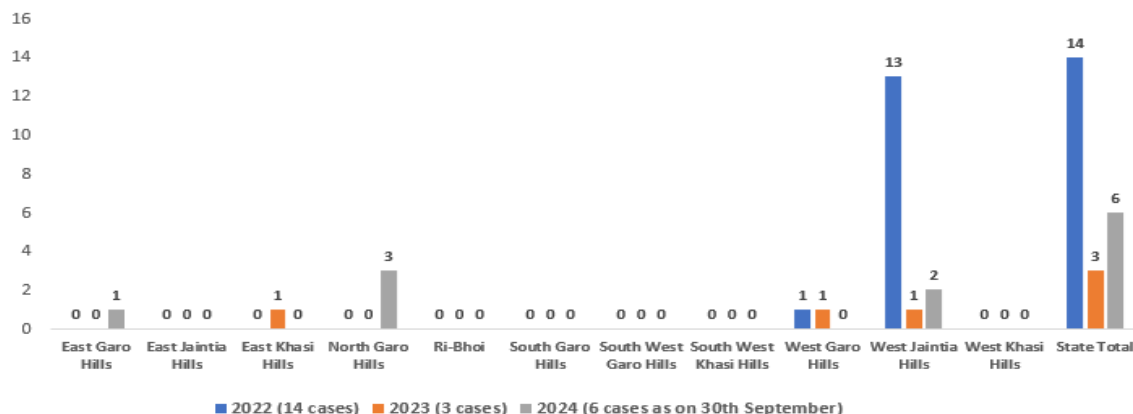


Polio Surveillance (AFP) status Meghalaya: 2022, 2023 & 2024*



4.3 Diphtheria, Pertussis & Neonatal Tetanus (DPT) Surveillance, Data as on 30/09/2024

DPT REPORTING



5. Animal Bites Surveillance

District	Jul-2024		Aug-2024		Sep-2024	
	Incidence rate of dog bites per 10,000 pop	Human Rabies	Incidence rate of dog bites per 10,000 pop	Human Rabies	Incidence rate of dog bites per 10,000 pop	Human Rabies
East Garo Hills	2.6	1	1.6	0	2.4	0
East Jaintia Hills	4.2	0	2.4	0	3.7	0
East Khasi Hills	6.0	0	5.2	0	6.1	0
North Garo Hills	2.0	0	2.1	0	1.8	1
Ri Bhoi	2.9	0	1.5	0	3.2	0
South Garo Hills	0.7	0	0.9	0	1.6	0
South West Garo Hills	2.2	0	1.7	0	1.5	0
South West Khasi Hills	1.9	0	1.5	0	3.0	0
West Garo Hills	1.3	0	1.1	0	1.5	0
West Jaintia Hills	4.5	0	3.0	1	5.2	0
West Khasi Hills	2.6	1	2.1	2	2.8	1
Total	3.4	2	2.7	3	3.6	2

Recommendation:

1. Ensuring the availability of Anti Rabies Vaccine and Anti Rabies Serum for all animal bite victims at all levels of health facilities.
2. Enhance intersectoral coordination among the Medical, Veterinary, and Municipal sectors for a joint response to the mass dog vaccination program, awareness and rabies outbreaks.